


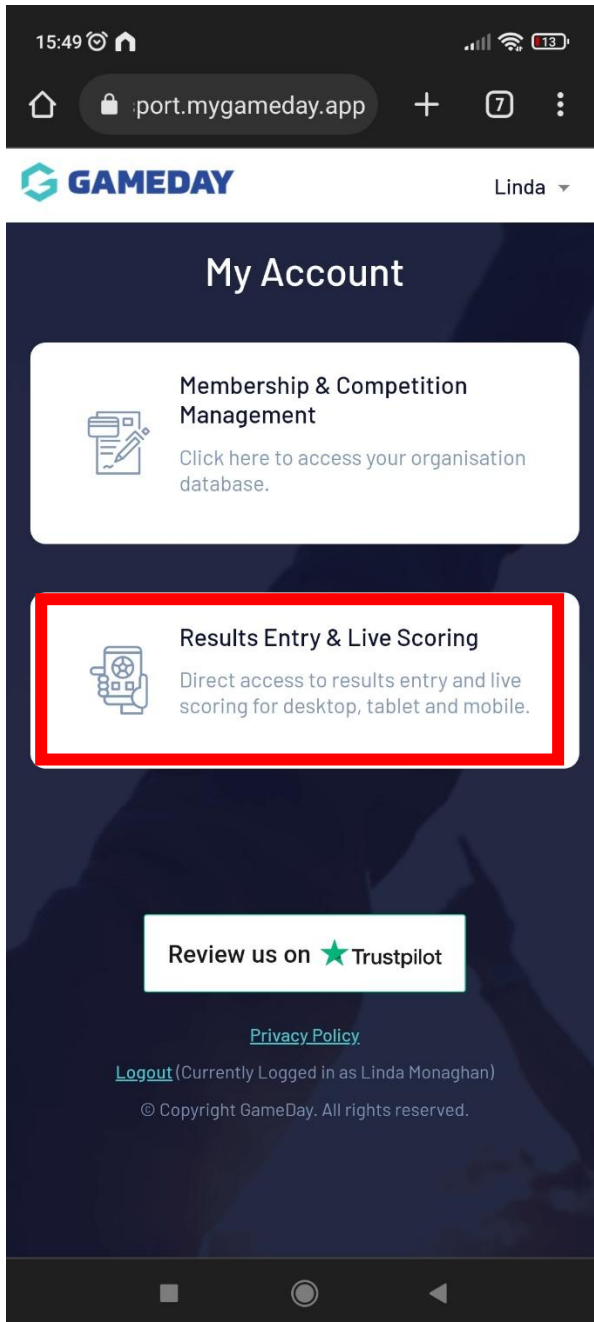
Updating post match score through a phone after a match

1. Login to your MyGameDay passport account through <https://passport.mygameday.app/login/>

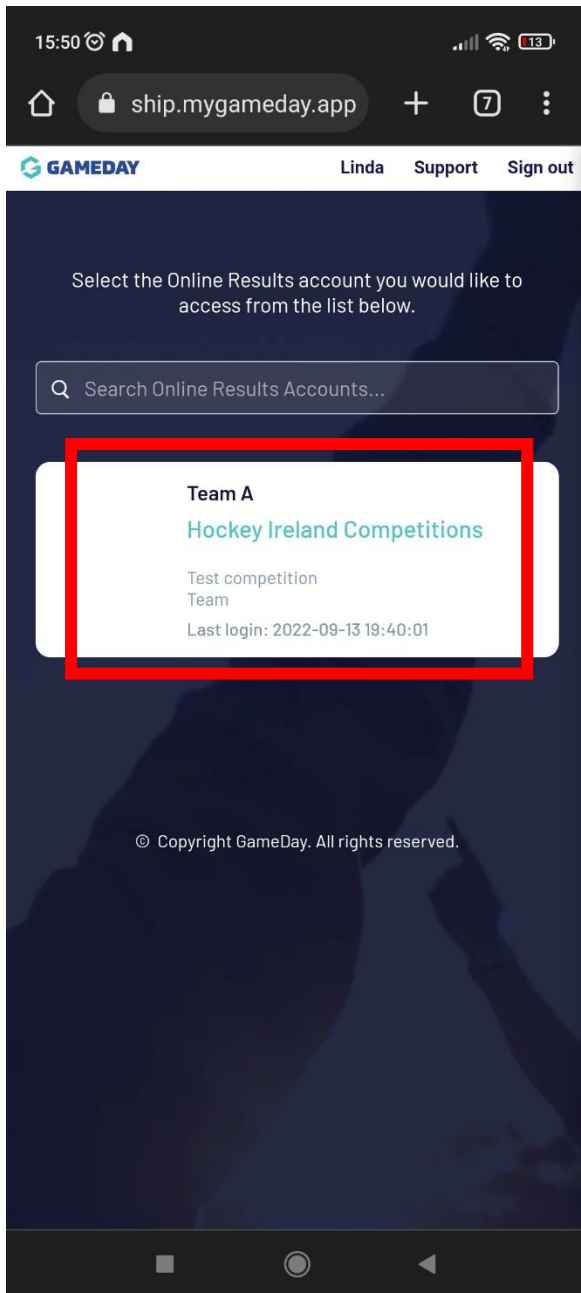


The screenshot shows a mobile browser interface. At the top, the status bar displays the time 15:49, signal strength, Wi-Fi, and battery level at 13%. The address bar shows the URL "port.mygameday.app". Below the address bar is the MyGameDay logo, a teal hexagon with a white 'G', and navigation links for "Support" and "Passport". The main heading is "GAMEDAY" in large blue letters, with "powered by stack sports" in smaller text below it. The section is titled "Login to Passport". There are two input fields: "Email Address *" containing "email@address.com" and "Password *" containing "Password". A "Forgot?" link is next to the password field. A teal "Login" button is below the fields. Below the button, it says "Don't have an existing Passport account? Please register below." and a white "Register" button. At the bottom, there is a "Privacy Policy" link, a copyright notice "© Copyright GameDay. All rights reserved.", and a "Privacy - Terms" link with a circular arrow icon.

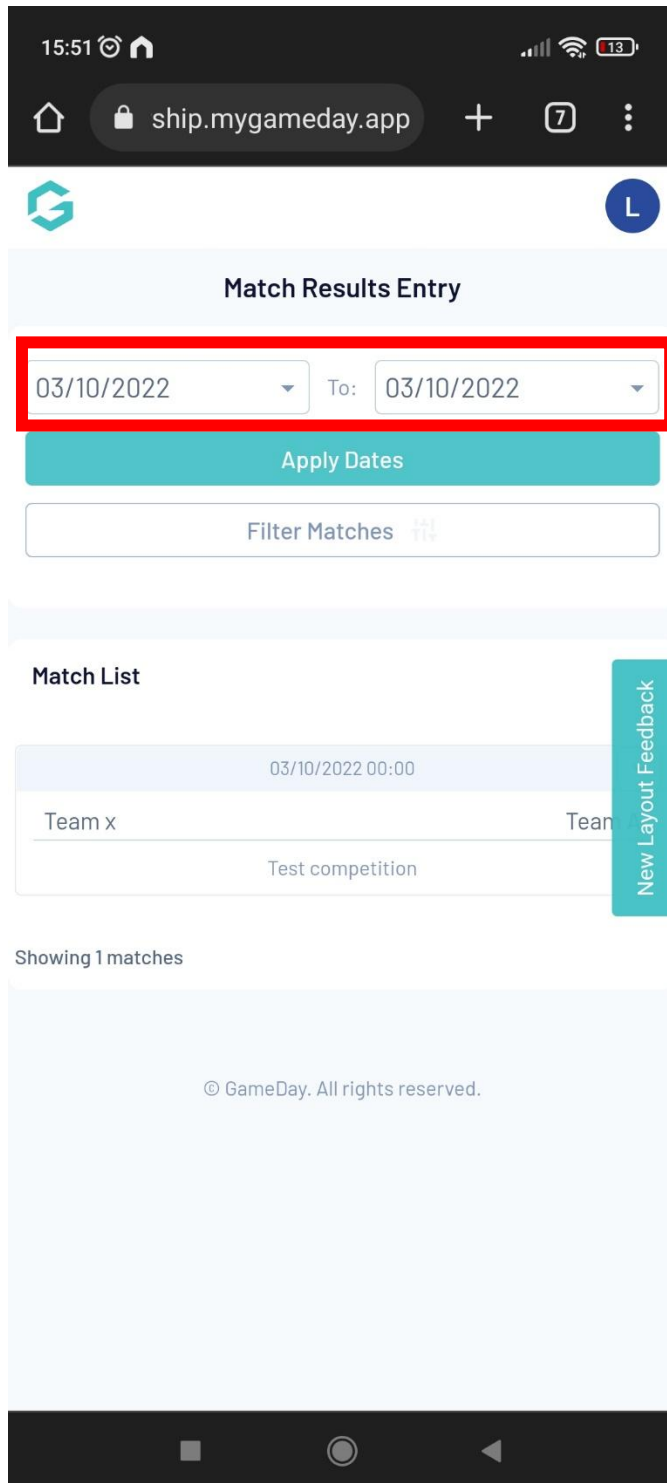
2. Select the Results entry and Live Scoring area



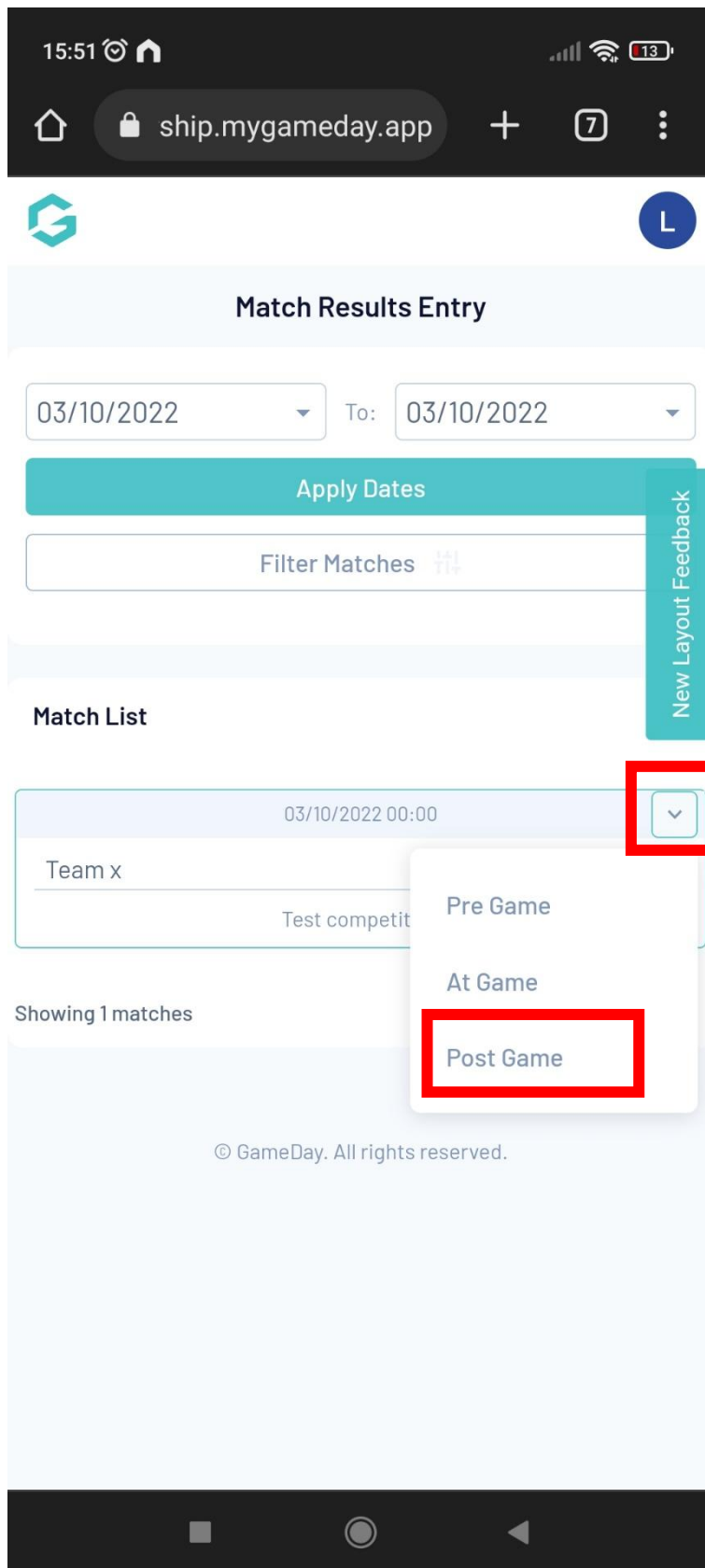
3. Enter the team you which to update the score for



4. Select the date of the fixture you want to update the score for. Click Apply dates and the fixture should show up



5. Click the drop down arrow on the right hand side of the fixture you want to update score for then select post match.



6. Insert the home team score (and any other stats you have but don't worry these will be checked/submitted Monday morning from matchsheets)

The screenshot shows a mobile application interface for entering match statistics. At the top, there is a status bar with the time 15:52, a home icon, and signal, Wi-Fi, and battery icons. Below the status bar is a navigation bar with a back arrow and the text "Back to Match List".

The main content area is divided into three tabs: "Pre Game", "At Game", and "Post Game". The "At Game" tab is selected. Below the tabs, there is a section for "Test competition" with the date and time "03/10/22 00:00".

Below this, there are labels for "Half Time Score", "Full Time Score", "Penalty Corners", "Yellow Cards", "Green Cards", and "Red Cards". These labels are positioned between "Team x" and "Team A".

At the bottom of the main content area, there are three tabs: "Final Match Scores", "Team A Player Scores", and "Awards". The "Final Match Scores" tab is selected.

Below the tabs, there are two columns for "Team x" and "Team A". The "Team x" column is highlighted with a blue bar. Below the "Team x" header, there are input fields for "Half Time Score", "Full Time Score", "Penalty Corners", "Yellow Cards", and "Red Cards". The "Full Time Score" field is highlighted with a red box and contains the number "4".

At the bottom of the form, there is a "Results" dropdown menu with "Won" selected.

7. Insert the home team score (and any other stats you have but don't worry these will be checked/submitted Monday morning from matchsheets) and press save match scores

The screenshot shows a mobile application interface for entering match scores. At the top, the status bar displays the time 15:52, signal strength, Wi-Fi, and battery level at 12%. The browser address bar shows the URL 'ship.mygameday.app'. Below the address bar are three tabs: 'Final Match Scores', 'Team A Player Scores', and 'Awards'. The 'Final Match Scores' tab is active. The interface is divided into two columns: 'Team x' and 'Team A'. Under the 'Team A' column, there are several input fields: 'Half Time Score', 'Full Time Score' (highlighted with a red box and containing the number '2'), 'Penalty Corners', 'Yellow Cards', and 'Red Cards'. Below these fields is a 'Results' section with a dropdown menu currently set to 'Lost'. A teal vertical button labeled 'New Layout Feedback' is positioned to the right of the input fields. At the bottom of the form, a teal button labeled 'Save Match Scores' is highlighted with a red box. The footer contains the copyright notice '© GameDay. All rights reserved.' and the Android navigation bar is visible at the very bottom.